

LIBERTY HILL
PUBLIC LIBRARY DISTRICT
THE HEART OF THE HILL

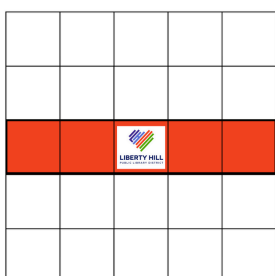
2024-2025 Winter Reading Bingo Challenge

How the Winter Reading Bingo Challenge Works

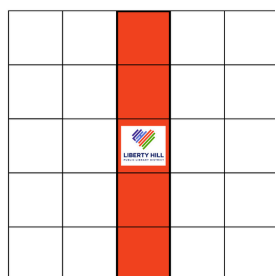
- Read a book or do the activity listed on a square.
- When you complete a square, mark it off.
 - If you are a teen or adult reader, follow the instructions on the back of your card.
- Mark 5 squares off in a row to get a bingo.
 - You will get one raffle ticket for each row, diagonal, or column bingo.
 - If you have a blackout bingo (all the squares are checked off), you will receive 15 raffle tickets.
- Turn in your bingo card any time between December 27, 2024 & February 28, 2025 at 5:00pm.
 - Sorry, no late bingo cards will be accepted.
 - You may also email a picture of your bingo card to us at askthelibrary@lhpl.org before 5:00pm on February 28, 2025; library staff will fill out your raffle tickets.
- Turn your completed bingo card in to the library to receive your raffle tickets.
 - Fill out your raffle tickets & then put them in the raffle box at the circulation desk.
- Winners will be notified on Monday, March 3, 2025.
- Prizes include \$20 gift cards to local businesses (Adult, Teen & Children) & a book and stuffed animal for preschoolers.

2024-2025 Winter Reading Bingo FAQs

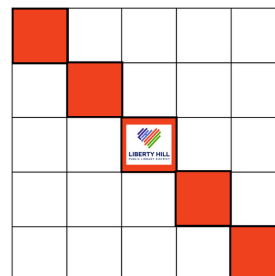
- Read or listen to books from ANYWHERE!
- Each book can only count for one square.
- The book must be read or listened to during the winter reading bingo challenge period.
- Books can be physical, electronic, or audiobooks - we have three FREE e-resources you can access with your library card. Check out Hoopla (www.hoopladigital.com), Libby ([www.https://ctdl.overdrive.com](https://ctdl.overdrive.com)) or Boundless (<https://lhpl.boundless.baker-taylor.com>).
- If you see a * after a title, you will find a list of books from our library that will complete the challenge for that square. To find the lists, go to our catalog home page at www.libertyhillbiblionix.com/catalog → What's Hot (middle of the page, right side) → Click on "Lists" → Find the List on your square and click it.




Row Bingo



Column Bingo



Diagonal Bingo



Blackout Bingo